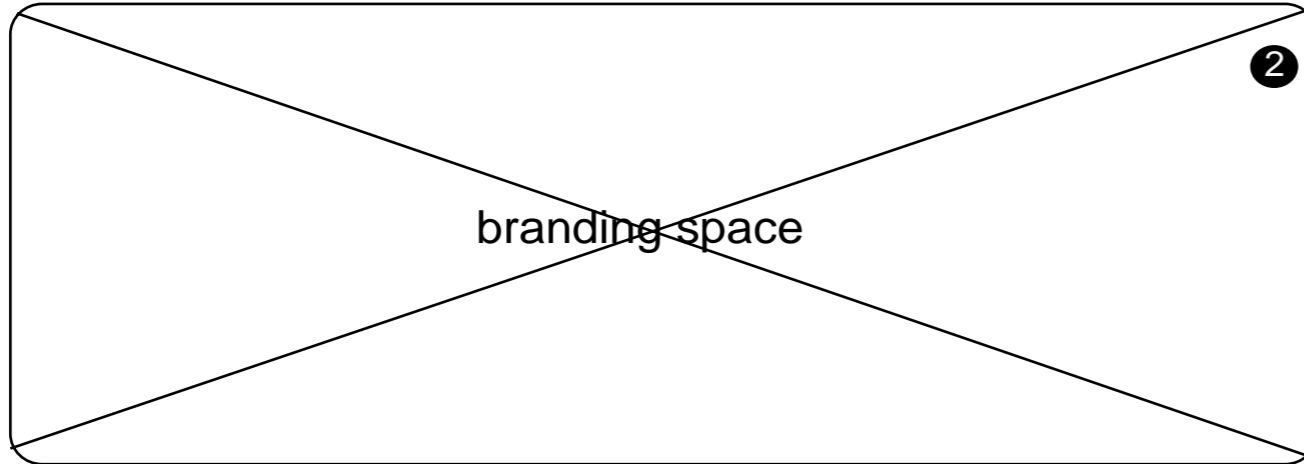


WIREFRAME TITLE: 0.0 YAHOO! LOG-IN



[Yahoo! - Help](#) **8**



Fight password theft with your sign-in seal **3**
Short description how it works and what to do

Your seal appears on Yahoo! sign-in pages
Short description how it works and what to do

Create a Yahoo! sign-in seal for every computer you use
Short description how it works and what to do

Sign in to Yahoo!

Yahoo! ID: **4**

Password:

5 Keep me signed in
for 2 weeks unless I sign out. **New!**
[Uncheck if on a shared computer]

[Sign In](#)

[Forgot your ID or password? | Help](#) **6**

Don't have a Yahoo! ID?
Signing up is easy. **7**
[Sign Up](#)

One Yahoo ID. So much fun!

Short description of our options.

Copyright © 2007 Yahoo! Inc. All rights reserved. Copyright/IP Policy | Terms of Service | Guide to Online Security

NOTICE: We collect personal information on this site.

To learn more about how we use your information, see our Privacy Policy **9**

LEGEND

1 Logo / Links to Home	4 Login process	7 Links to new Yahoo! ID application page
2 Space for branding messages and promotions	5 Check box to keep as signed in	8 Links to Home and Help
3 Information on security for any account	6 Links to forgotten ID or password as well as help	9 Copyright and other legal information

WIREFRAME TITLE: 1.0 SUCCESSFUL LOG-IN

LEGEND

- 1 Logo / Links to Home
- 2 Global Navigation
- 3 Web Search Module
- 4 Personal Folders
- 5 More Options
- 6 Secondary Navigation
- 7 Space for branding messages and promotions
- 8 Space for Advertisement
- 9 Links to Yahoo! News
- 10 Bottom Navigation
- 11 Copyright and other leagal information
- 12 Space for Image

Global Navigation 2

Logo 1

Search: Web Search 3

Mail Contacts Calendar Notepad 4

[Mail For Mobile](#) - [Mail Upgrades](#) - [Options](#) 5

Check Mail Compose

Search Mail Search the Web

Secondary Navigation 6

Image 12

Welcome, Anna!

In the News: [Yahoo! News: Top Stories](#) 9

List of top news

Advertisement 8

Branding space 7

Check Mail Compose

Search Mail Search the Web 10



Yahoo! - Help **8**

Try the following hints. **3**

Is the "Caps Lock" or "A" light on your keyboard on?
If so, hit "Caps Lock" key before trying again.

Did you forget or misspell your ID or password?
You can [recover your ID and/or password](#)
by confirming your private information.

Still having trouble?
Try [sign-in help](#).

Sign in
to Yahoo!

Invalid ID or password.
Please try again. **2**

Yahoo! ID: **4**
Password:

5 Keep me signed in
for 2 weeks unless I sign out. New!
[Uncheck if on a shared computer]

Sign In

[Forgot your ID or password?](#) | [Help](#) **6**

Don't have a Yahoo! ID?
Signing up is easy. **7**
[Sign Up](#)

Copyright © 2007 Yahoo! Inc. All rights reserved. Copyright/IP Policy | Terms of Service | Guide to Online Security

NOTICE: We collect personal information on this site.

To learn more about how we use your information, see our Privacy Policy **9**

LEGEND

1 Logo / Links to Home

2 Error, need correction

3 Helpful hint and Links to help

4 Login process

5 Check box to keep as signed in

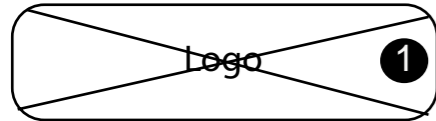
6 Links to forgotten ID or password as well as help

7 Links to new Yahoo! ID application page

8 Links to Home and help

9 Copyright and other legal information

WIREFRAME TITLE: 2.0 FORGOT ID OR PASSWORD-(SUCCESS)



Yahoo! Sign-In Problems

Description on how can user confirm his identity if forgotten ID or password

1. Confirm Your Identity


Please enter the Birthday, ZIP (or Postal) Code, and Country (or Territory) you provided when you registered, and then verify the Security Image in the box below.

Your **Birthday** (Month. DD. YYYY)

Your **ZIP (or Postal) Code** **2**
(US residents, enter the first five digits only please.
Foreign residents need only enter a postal code if provided to Yahoo!.)

Your **Country or Territory**

Enter the letters from the **Security Image** [More info](#) **3**
This helps Yahoo! prevent automated password attacks.



2. Choose One of These Options

Forgot Your Password?

Enter your **Yahoo! ID**:

5

For example: person@yahoo.com or
johnSmith or lion_boy

6

OR

Forgot Your Yahoo! ID?

Enter Your **Email Address**:

7

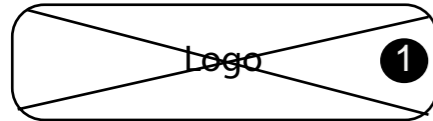
Enter the alternate email address you
provided at registration.

8

LEGEND

- 1** Logo / Links to Home
- 2** Conformation form of Identity
- 3** Links to more information about the security image
- 4** Space for Security Image
- 5** Submit Yahoo! ID
- 6** Links to application page for new password
- 7** Submit Email Address
- 8** Links for search of Yahoo! ID
- 9** Copyright and other legal information

WIREFRAME TITLE: 2.1 FAILURE (FORGOT ID OR PASSWORD)



Yahoo! Sign-In Problems

- You must match the information stored in your Yahoo! account.
- Please specify a correct date of Birth.
- Please specify a correct Country. 10
- Please specify a Zip or Postal Code.
- Note, You must validate the new security image as well.

Please try again or click [here](#) for further assistance. 11

1. Confirm Your Identity

Please enter the Birthday, ZIP (or Postal) Code, and Country (or Territory) you provided when you registered, and then verify the Security Image in the box below.

Your **Birthday** (Month. DD. YYYY)

Your **ZIP (or Postal) Code** 2
(US residents, enter the first five digits only please.
Foreign residents need only enter a postal code if provided to Yahoo!.)

Your **Country or Territory**

Enter the letters from the **Security Image** [More info](#) 3
This helps Yahoo! prevent automated password attacks.

4

2. Choose One of These Options

<p>Forgot Your Password?</p> <p>Enter your Yahoo! ID:</p> <input type="text"/> 5 <p>For example: person@yahoo.com or johnSmith or lion_boy</p> <input type="button" value="Get NEW Password"/> 6	OR	<p>Forgot Your Yahoo! ID?</p> <p>Enter Your Email Address:</p> <input type="text"/> 7 <p>Enter the alternate email address you provided at registration.</p> <input type="button" value="Find Yahoo! ID"/> 8
--	----	--


LEGEND

- 1 Logo / Links to Home
- 2 Conformation form of Identity
- 3 Links to more information about the security image
- 4 Space for Security Image
- 5 Submit Yahoo! ID
- 6 Links to application page for new password
- 7 Submit Email Address
- 8 Links for search of Yahoo! ID
- 9 Copyright and other legal information
- 10 Error occurred, specified information need to be correctly reentered
- 11 Links to further assistance help

WIREFRAME TITLE: 3.0 SUCCESSFUL SING-UP



[Yahoo! - Help](#)



Hi there!

We'll get you set up on Yahoo! in three easy steps! Just answer a few simple questions, select an ID and password, and you'll be all set.

Already have an ID or Mail address?

2

[Forgot your password or Yahoo! ID?](#)

I prefer content from

Yahoo! U.S. in English **4**

1. Tell us about yourself... **5**

My Name

Gender

Birthday

I live in

Postal Code

2. Select an ID and password

Yahoo! ID and Email @yahoo.com

Password Password Strength

Re-type Password

3. In case you forget your ID or password...

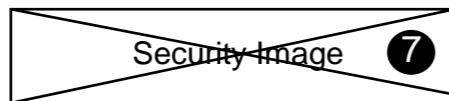
Alternate Email

Security Question

Your Answer

Just a couple more details

Type the code shown [Try a different image](#)

 **8**

Do you agree? I have read and agree to the Yahoo! Terms of Service and Yahoo! Privacy Policy, and to receive important communications from Yahoo! electronically.

9 For your convenience, these documents will be emailed to your Yahoo! Mail account.

10

11


LEGEND

- 1** Logo / Links to Home
- 2** Sign-in process if already a member, links to forgot ID or password
- 3** Space for image
- 4** Scrolling bar to select a language
- 5** Space to fill in or select required information
- 6** Links to different Security Image
- 7** Space for Security Image
- 8** Bar to fill the correct Security Image
- 9** Agreement check box
- 10** Bottom links to submit application
- 11** Bottom Links to cancel the application
- 12** Copyright and other legal information

WIREFRAME TITLE: 3.1 SING-UP FAILURE



[Yahoo! - Help](#)



Hi there!

We'll get you set up on Yahoo! in three easy steps! Just answer a few simple questions, select an ID and password, and you'll be all set.

Already have an ID or Mail address?

2

[Forgot your password or Yahoo! ID?](#)

I prefer content from **4**

1. Tell us about yourself... **5**

My Name **< This information is required**

13 Gender **< This information is required**

Birthday **< This information is required**

I live in

Postal Code **< This information is required**

2. Select an ID and password

Yahoo! ID and Email @yahoo.com **< This information is required**

Password **< This information is required**

Re-type Password **< This information is required**

3. In case you forget your ID or password...

Alternate Email **< This information is required**

Security Question **< This information is required**

Your Answer **< This information is required**

Just a couple more details

Type the code shown [Try a different image](#) **8 < This information is required**

Do you agree? I have read and agree to the Yahoo! Terms of Service and Yahoo! Privacy Policy, and to receive important communications from Yahoo! electronically. **9**

For your convenience, these documents will be emailed to your Yahoo! Mail account.

10

11

LEGEND

- 1** Logo / Links to Home
- 2** Sign-in process if already a member, links to forgot ID or password
- 3** Space for image
- 4** Scrolling bar to select a language
- 5** Space to fill in or select required information
- 6** Links to different Security Image
- 7** Space for Security Image
- 8** Bar to fill the correct Security Image
- 9** Agreement check box
- 10** Bottom links to submit application
- 11** Bottom Links to cancel the application
- 12** Copyright and other legal information
- 13** Red text shows where error occurred and where corrections need to be done